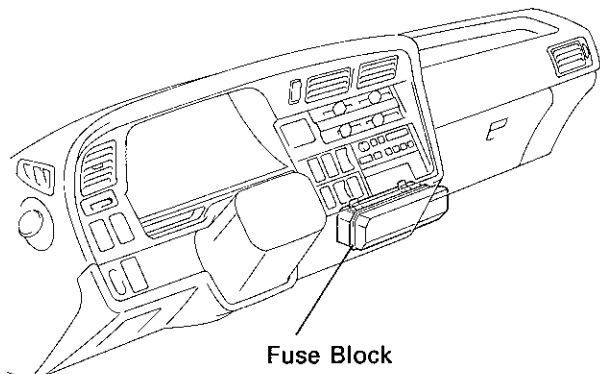
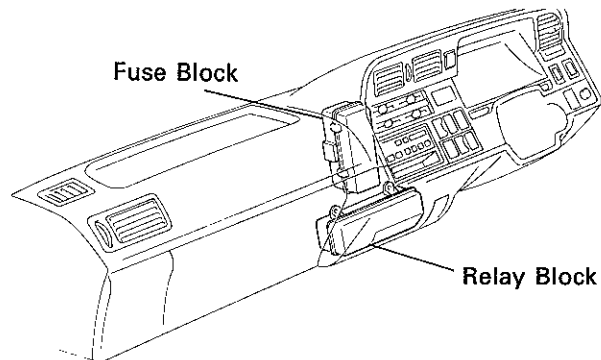
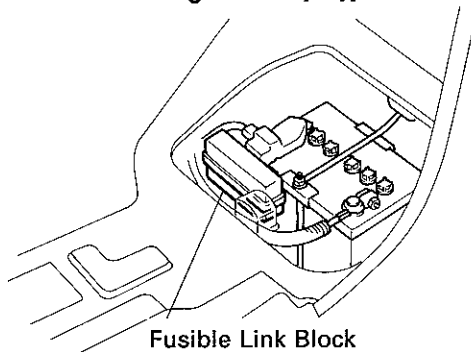
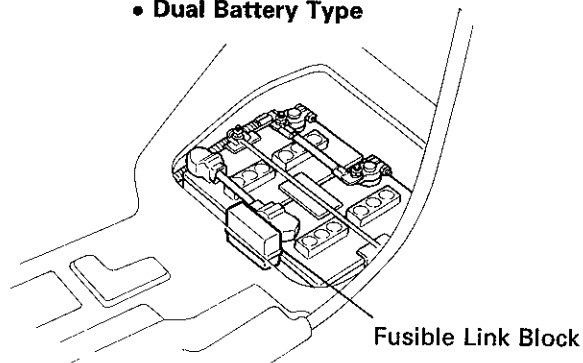
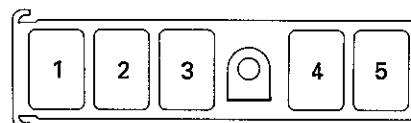


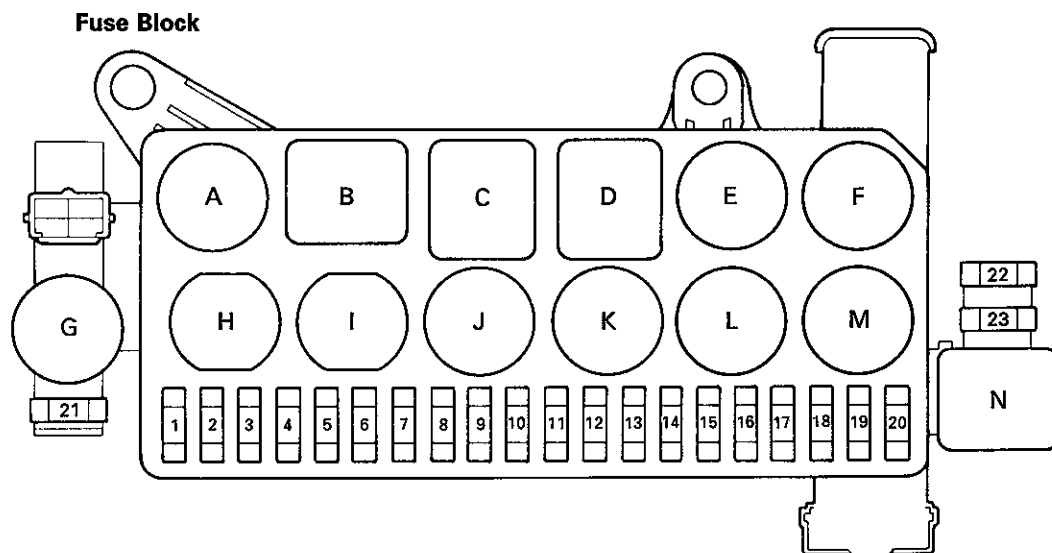
POWER SOURCE

Parts Location

LHD Vehicles**RHD Vehicles****• Single Battery Type****• Dual Battery Type****Fusible Link****Fusible Link Block**

Destination	Gasoline Engine		Diesel Engine		
Europe		All	LHD	RHD	NORWAY
Australia		All	A/T	M/T	
General	LHD	RHD	LHD		RHD/BUS
Fusible Link	1	MAIN 40A	MAIN 40A	MAIN 40A	MAIN 40A
	2	AM2 30A	AM2 30A		
	3		GLOW 80A	GLOW 80A	GLOW 80A
	4	ALT 80A	AM1 60A	AM1 80A	ALT 100A
	5	AM1 50A			AM1 50A

Fuses, Circuit Breakers and Relays (LHD Vehicles)



Fuses

1.	-----	
2.	DOME	7.5A
3.	ECU-B	15A
4.	RR A.C	15A
5.	STOP	15A
6.	*1 TAIL	15A
	*2 TAIL (RH)	10A
7.	*2 TAIL (LH)	10A
8.	*3 HEAD (RH)	15A
	*4 HEAD LO(RH)	10A
9.	*3 HEAD (LH)	15A
	*4 HEAD LO(LH)	10A
10.	HAZ-HORN	15A
11.	RADIO-CIG	15A
12.	DEFOG	15A
13.	SEAT-HTR	15A
14.	A.C	15A
15.	WIPER	20A
16.	TURN-GAUGE	10A
17.	ENGINE	7.5A
18.	IGN	7.5A
19.	CHARGE	7.5A
20.	ST	7.5A
21.	*5 EFI	15A
22.	*4 HEAD HI(RH)	10A
23.	*4 HEAD HI(LH)	10A

Relays and Circuit Breakers

A.	Taillight Control Relay
B.	*6 Wiper Control Relay
C.	*5 Circuit Opening Relay
D.	Headlight Control Relay
E.	Rear Fog Light Relay
F.	Defogger Relay
G.	*5 EFI Main Relay
H.	Front Heater Circuit Breaker (CB)
I.	Power Circuit Breaker (CB)
J.	Horn Relay
K.	Engine Oil Level Relay
L.	Front Heater Relay
M.	Rear Heater Relay
N.	*4 Headlight Dimmer Relay

*1: Models Except West Germany

*2: West Germany

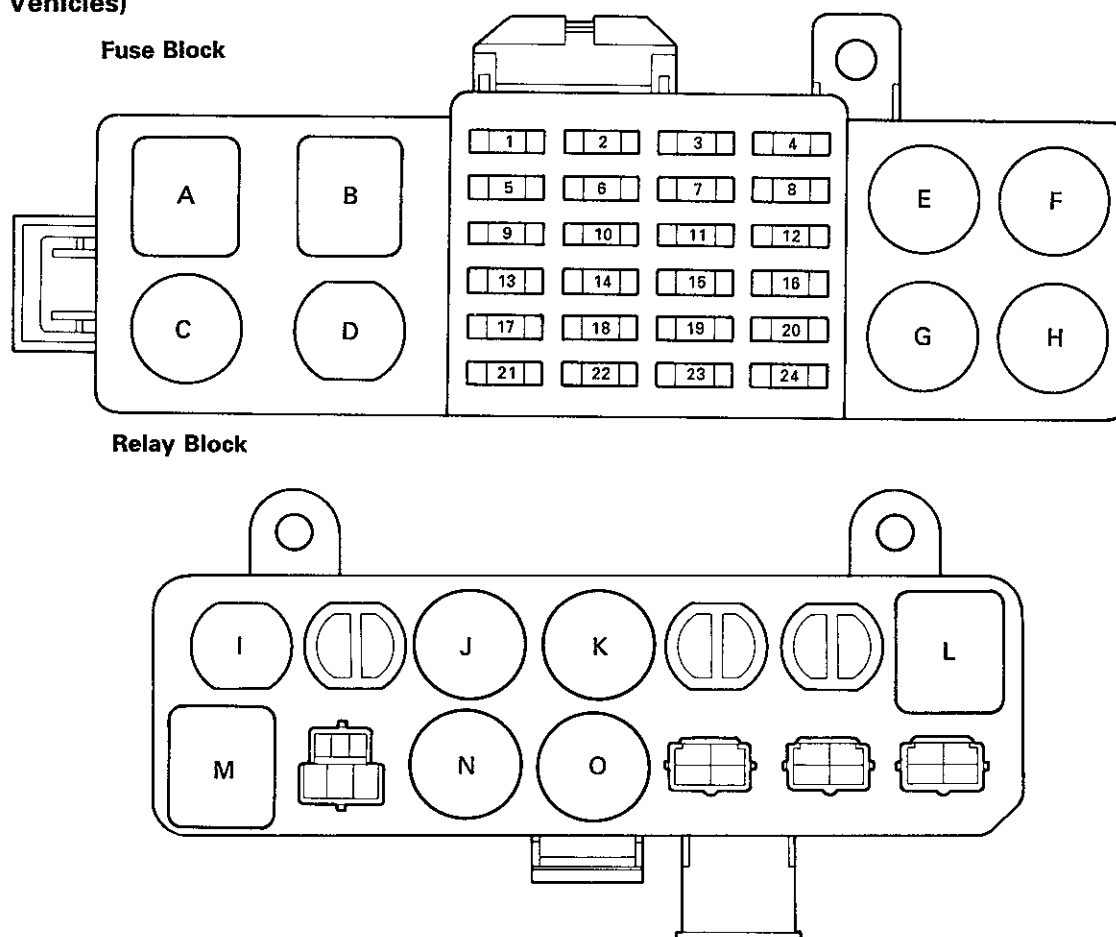
*3: w/o Daytime Running Light System and West Germany

*4: w/ Daytime Running Light System and West Germany

*5: w/ EFI engine

*6: w/ Intermitten Wiper (w/o Time Adjuster)

(RHD Vehicles)



Fuses

1.	RR A.C	15A
2.	*1 HAZ-HORN	15A
	*2 HEAD (UPP, RH)	10A
3.	-----	
4.	TAIL	15A
5.	STOP	15A
6.	*2 HEAD (UPP, RH)	10A
7.	A.C	15A
8.	RADIO-CIG	15A
9.	-----	
10.	*1 HEAD (LH)	15A
	*2 HEAD (LWR, LH)	10A
11.	-----	
12.	*2 HAZ-HORN	15A
13.	-----	
14.	*1 HEAD (RH)	15A
	*2 HEAD (LWR, RH)	10A
15.	DEFOG	15A
16.	-----	
17.	DOME	7.5A
18.	ST	7.5A
19.	ENGINE	7.5A
20.	TURN-GAUGE	10A
21.	IGN	7.5A
22.	CHARGE	7.5A
23.	-----	
24.	WIPER	20A

Relays and Circuit Breakers

A.	Headlight Control Relay
B.	*6 Wiper Control Relay
C.	Engine Oil Level Relay
D.	Front Heater Circuit Breaker (CB)
E.	Taillight Control Relay
F.	Horn Relay
G.	*4 Front Heater Relay
	*3 Bulb Check Relay
H.	*3 Front Heater Relay
	*5 Rear Fog Relay
I.	Power Circuit Breaker (CB)
J.	Rear Heater Relay
K.	Defogger Relay
L.	Headlight Dimmer Relay
M.	*2 Dim-Dip Relay No.2
	*7 Front Heater Relay
N.	*8 O/D Relay
O.	*2 Dim-Dip Relay No.3
	*9 Engine Main Relay

*1: w/o Dim-Dip Light System

*2: w/ Dim-Dip Light System

*3: Australia

*4: Medels Except Australia

*5: Europe

*6: w/ Intermittent Wiper (w/o Time Adjuster)

*7: w/o Rear Wiper System

*8: w/ Automatic Transmission (Models except Europe)

*9: w/ Diesel Engine

Wiring Diagram

